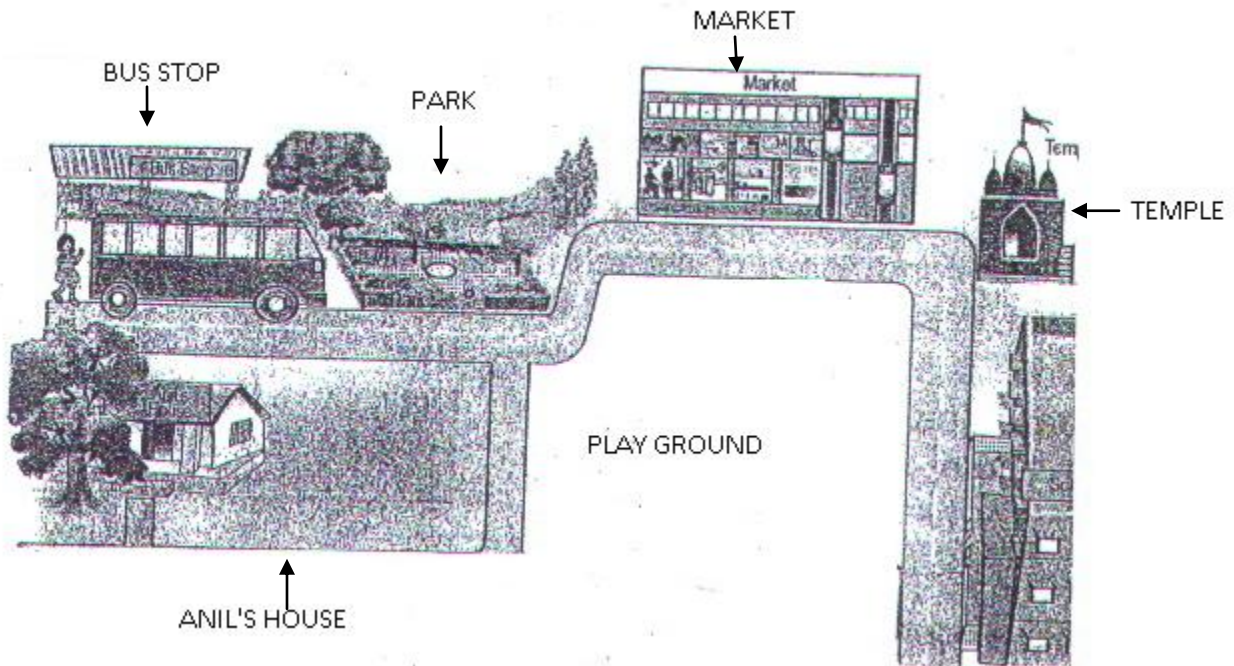


Date_____

Month_____

A. Study the map carefully and answer the following questions



1. What is closer to the temple?

- a. School
 - b. Anil's house
2. What is closer to Anil's house?
- a. Bus stop
 - b. Market
3. Which is closer to the park?
- a. Bus stop
 - b. park

Parent's Signature


WORK SHEET NO. 2

Date_____

Month_____

Competency : Understanding Basic Concepts

A. Draw lines to match the side view with the top view of the same object



B. Draw the following

- a. Side view of a bus b. Top view of the teacher's table c. Front view of a car

--	--	--

Teacher's Signature

Parent's Signature


WORK SHEET NO. 3

Date_____

Month_____

Competency : Problem Solving Ability

A. Help the frog to find the flowers



Teacher's Signature

Parent's Signature